

# Machine Learning Meets Kubernetes: Orchestrating AI at Scale

In today's data-driven world, machine learning (ML) has become a critical component for businesses seeking to gain a competitive edge. However, deploying and scaling ML models can be a complex and resource-intensive task. Kubernetes, the leading container orchestration platform, offers a robust solution for managing ML workloads at scale. This presentation explores how Kubernetes can streamline the ML lifecycle, from training to deployment, and empower organizations to unlock the full potential of AI.



by **Prashanth Josyula**



# Agenda

## 1 Introduction

The AI Revolution & the Infrastructure Challenge

## 2 What is Kubernetes?

Why is it Important for ML?

## 3 Machine Learning Lifecycle

Understanding the Challenges of Scaling ML Workloads

## 4 Benefits of Kubernetes for ML

Scalability, Resource Management, Portability

## 5 Core Kubernetes Concepts for ML Engineers

Pods, Deployments, Services, Namespaces, Persistent Volumes

## 6 Introduction to Kubeflow

ML Toolkit for Kubernetes

## 7 Kubeflow Components

Training Operators, Serving Infrastructure, Pipelines

## 8 Example: Training a Model on Kubernetes with Kubeflow

Step-by-Step Guide

## 9 Best Practices for Optimizing ML on Kubernetes

Resource Allocation Strategies, Monitoring, Security

## 10 Real-World Use Cases

Companies Leveraging Kubernetes for ML

## 11 Future Trends

Serverless ML on Kubernetes

## 12 Q&A and Open Discussion

## 13 Conclusion

Kubernetes as the Foundation for Scalable AI

# Introduction: The AI Revolution & the Infrastructure Challenge



## The AI Revolution

Artificial intelligence is transforming industries, driving innovation, and creating new business opportunities. Companies are investing heavily in ML to automate tasks, improve decision-making, and personalize customer experiences.



## Infrastructure Bottleneck

Traditional infrastructure struggles to handle the demands of modern ML workflows. Scaling ML models requires specialized hardware, efficient resource management, and automated deployment processes.



## Kubernetes to the Rescue

Kubernetes provides a flexible and scalable platform for orchestrating ML workloads. It enables organizations to overcome infrastructure challenges and accelerate their AI initiatives.

The AI revolution is upon us, but realizing its full potential hinges on addressing the underlying infrastructure challenges. Kubernetes emerges as a pivotal solution, offering the scalability and flexibility needed to manage demanding ML workflows, empowering businesses to navigate the AI landscape effectively.

# What is Kubernetes and Why is it Important?

## Container Orchestration

Kubernetes is an open-source container orchestration platform that automates the deployment, scaling, and management of containerized applications. It simplifies the process of running applications across a cluster of machines.

## Key Features

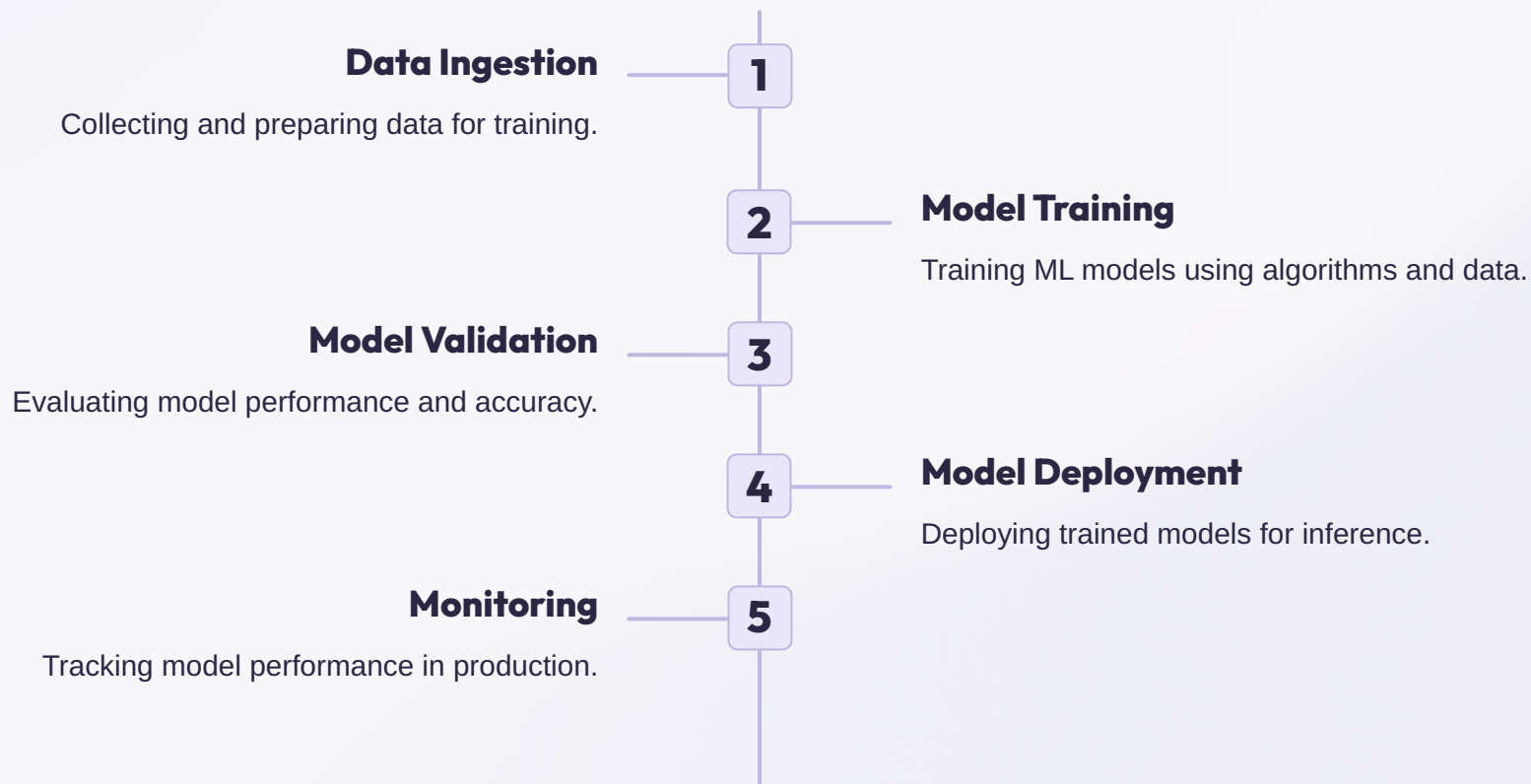
- Automated deployments and rollbacks
- Service discovery and load balancing
- Self-healing and fault tolerance
- Resource management and scaling

## Importance

Kubernetes enables organizations to build and deploy applications faster, more reliably, and at scale. It improves resource utilization, reduces operational costs, and simplifies application management.

Kubernetes is a game-changer in the world of application deployment and management. By automating critical tasks and providing a robust platform for running containerized applications, Kubernetes empowers organizations to achieve unprecedented levels of agility, scalability, and efficiency. Its growing popularity reflects its profound impact on modern software development and operations.

# Machine Learning Lifecycle Overview



The machine learning lifecycle is a continuous process that involves several key stages, from data ingestion to model monitoring. Each stage requires specialized tools and infrastructure, and Kubernetes can play a vital role in streamlining and automating these processes. Understanding this lifecycle is crucial for effectively leveraging Kubernetes for ML workflows.





# The Problem: Scaling ML Workloads

## Data Volume

ML models often require massive datasets for training, which can strain traditional infrastructure.

## Computational Intensity

Training complex ML models requires significant computational resources, such as GPUs.


## Deployment Complexity

Deploying and managing ML models in production can be challenging, especially at scale.

## Resource Management

Efficiently allocating resources to ML workloads is crucial for maximizing performance and minimizing costs.

Scaling machine learning workloads presents significant challenges due to the sheer volume of data, the computational intensity of training, the complexity of deployment, and the need for efficient resource management. Traditional infrastructure often falls short in addressing these demands, hindering the progress of AI initiatives.



# Why Kubernetes for Machine Learning?

1

## Scalability

Kubernetes enables organizations to scale ML workloads on demand, providing the resources needed for training and inference.

2

## Resource Management

Kubernetes efficiently allocates resources to ML workloads, optimizing performance and minimizing costs.

3

## Portability

Kubernetes allows organizations to deploy ML models across different environments, from on-premises to the cloud.

4

## Automation

Kubernetes automates the deployment, scaling, and management of ML workloads, simplifying operations.

Kubernetes offers a compelling solution for managing machine learning workloads due to its inherent scalability, efficient resource management, portability across environments, and automation capabilities. By addressing the key challenges of scaling ML, Kubernetes empowers organizations to accelerate their AI initiatives and achieve greater success.

# Benefits of Kubernetes for ML: Scalability

## Horizontal Scaling

Kubernetes allows you to easily scale your ML workloads horizontally by adding more nodes to the cluster.

## Auto-Scaling

Kubernetes can automatically scale your ML deployments based on resource utilization or custom metrics.

## GPU Support

Kubernetes supports GPUs, enabling you to accelerate the training of deep learning models.

Scalability is a paramount benefit of using Kubernetes for machine learning. Kubernetes empowers organizations to dynamically adjust resources based on demand, ensuring optimal performance and cost-efficiency. This capability is particularly crucial for handling the fluctuating demands of ML workloads.



# Benefits of Kubernetes for ML: Resource Management

## 1 Resource Quotas

Limit the amount of resources that each team or project can consume.

## 2 Namespaces

Organize your ML workloads into logical groups, improving resource isolation and security.

## 3 Node Selectors

Schedule ML workloads to specific nodes based on hardware requirements, such as GPUs.

Efficient resource management is critical for optimizing the performance and cost-effectiveness of machine learning workloads. Kubernetes provides a suite of powerful tools, including resource quotas, namespaces, and node selectors, that enable organizations to fine-tune resource allocation and ensure that ML workloads have the resources they need, when they need them.





# Benefits of Kubernetes for ML: Portability



## On-Premises

Deploy ML models on your own hardware, giving you full control over your data and infrastructure.



## Cloud

Leverage the scalability and flexibility of the cloud to run your ML workloads.

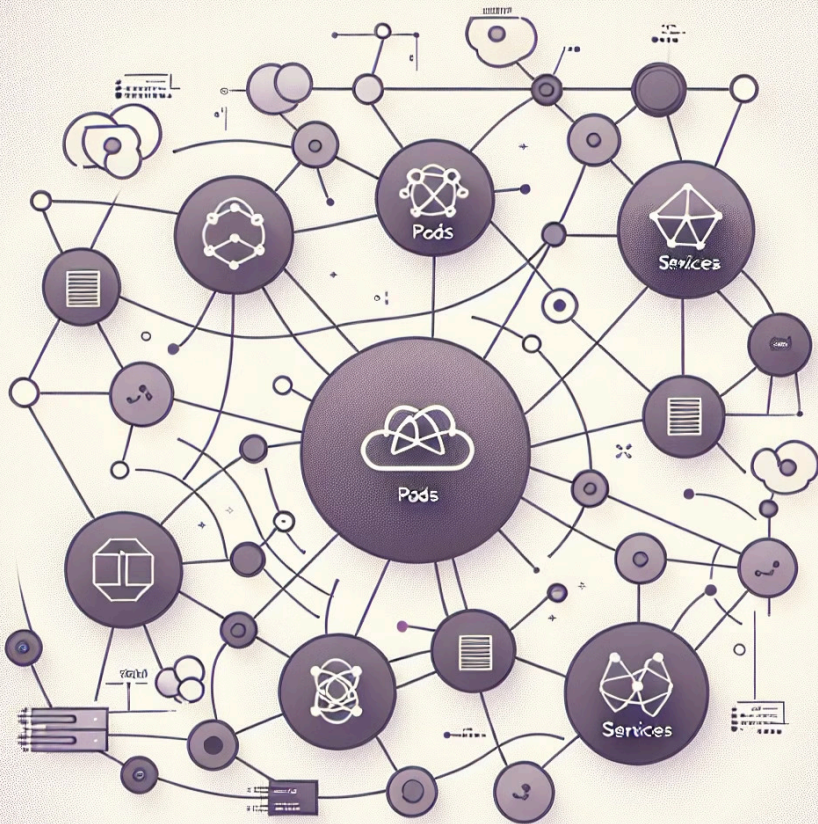


## Hybrid

Combine the benefits of on-premises and cloud deployments, creating a flexible and resilient infrastructure.

Portability is a key advantage of using Kubernetes for machine learning. Kubernetes enables organizations to seamlessly move ML workloads between different environments, whether on-premises, in the cloud, or in a hybrid configuration. This flexibility ensures that you can choose the infrastructure that best meets your needs.





# Core Kubernetes Concepts for ML Engineers

## Pods

The smallest deployable unit in Kubernetes, representing a single instance of a running container.

## Deployments

Manage the desired state of your applications, ensuring that the correct number of pods are running.

## Services

Expose your applications to the outside world, providing a stable endpoint for accessing your ML models.

## Namespaces

Organize your Kubernetes resources into logical groups, improving resource isolation and security.

For machine learning engineers to effectively leverage Kubernetes, it's essential to grasp core concepts like pods, deployments, services, and namespaces. These fundamental building blocks provide the foundation for deploying, managing, and scaling ML workloads within a Kubernetes cluster. Understanding these concepts empowers ML engineers to take full advantage of the platform's capabilities.

# Pods, Deployments, and Services Explained

1

## **Pods**

A pod is the basic building block of Kubernetes. It represents a single instance of a containerized application. Pods can contain one or more containers that share resources and network namespaces.

2

## **Deployments**

A deployment manages the desired state of your application. It ensures that the specified number of pod replicas are running and automatically restarts pods that fail.

3

## **Services**

A service provides a stable endpoint for accessing your application. It acts as a load balancer, distributing traffic across multiple pods.

Pods, deployments, and services form the cornerstone of Kubernetes application management. Pods encapsulate the containerized application, deployments ensure its desired state, and services provide a stable access point. This trifecta allows for robust, scalable, and easily manageable applications within the Kubernetes ecosystem.



# Namespaces and Resource Quotas in Action

## Namespaces

Namespaces provide a way to logically partition your Kubernetes cluster, allowing you to isolate resources and improve security. You can create separate namespaces for different teams, projects, or environments.

## Resource Quotas

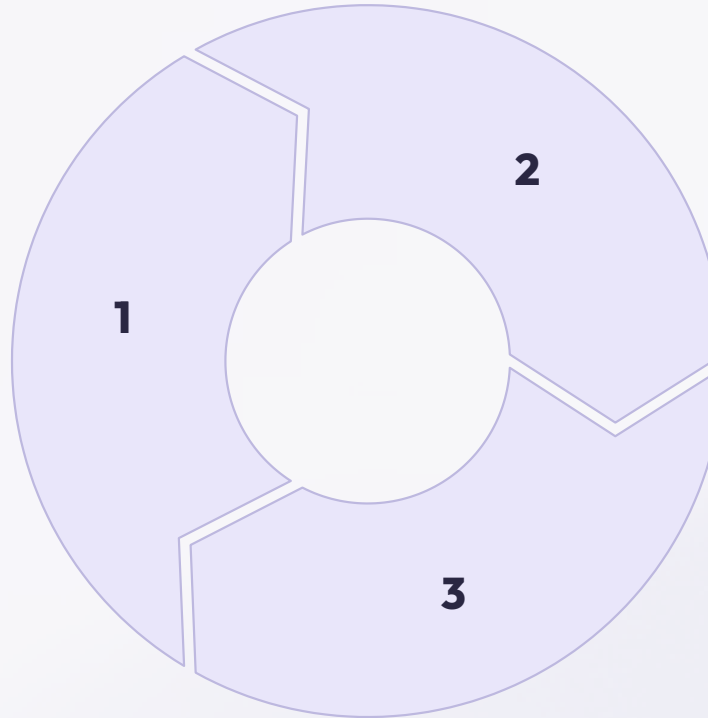
Resource quotas limit the amount of resources that a namespace can consume. This prevents one team or project from monopolizing the cluster's resources and ensures fair resource allocation.

Namespaces and resource quotas are essential tools for managing Kubernetes clusters effectively. Namespaces provide logical isolation, while resource quotas enforce fair resource allocation. Together, they ensure efficient resource utilization, prevent resource contention, and improve the overall stability of the cluster.

# Understanding Persistent Volumes for Data Storage

## Persistent Volumes

Persistent volumes (PVs) are cluster-wide resources that represent persistent storage.



## Persistent Volume Claims

Persistent volume claims (PVCs) are requests for persistent storage by users.

## Storage Classes

Storage classes define the type of storage to be provisioned, such as SSD or HDD.

Persistent volumes (PVs), persistent volume claims (PVCs), and storage classes work in tandem to provide a flexible and robust mechanism for managing persistent storage in Kubernetes. PVs represent the actual storage resources, PVCs are requests for those resources, and storage classes define the type of storage to be provisioned. This system ensures that applications have access to the storage they need, while also allowing administrators to manage storage resources efficiently.

# Introduction to Kubeflow: ML Toolkit for Kubernetes

## What is Kubeflow?

Kubeflow is an open-source machine learning toolkit that simplifies the deployment and management of ML workflows on Kubernetes.

## Key Features

- Training operators
- Serving infrastructure
- Pipelines

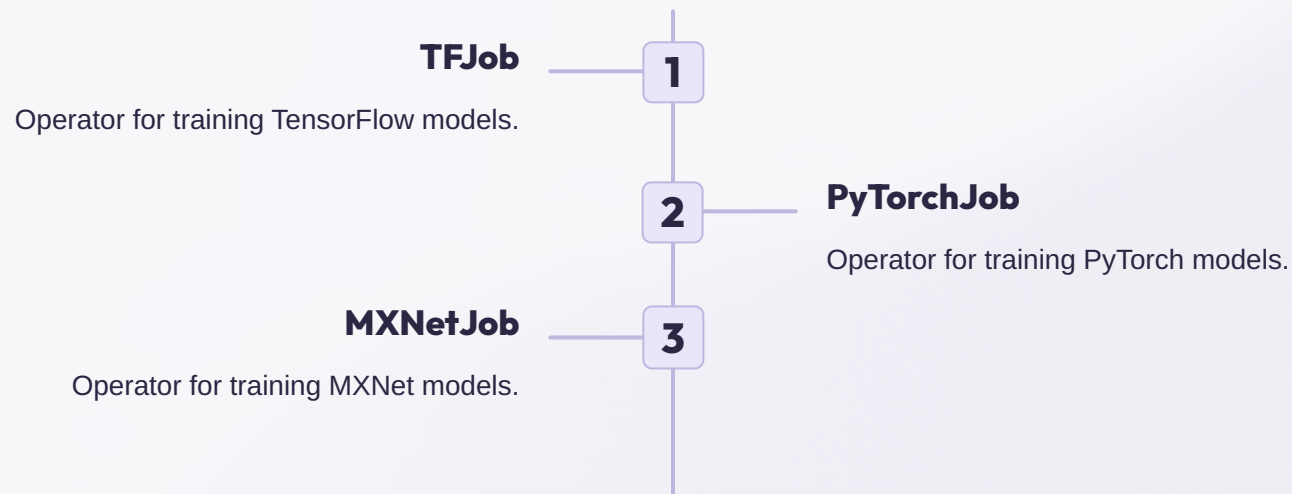
## Benefits

Kubeflow makes it easier to build, deploy, and manage ML models on Kubernetes, accelerating the AI development lifecycle.

Kubeflow is a game-changing platform for machine learning on Kubernetes. It streamlines the development, deployment, and management of ML workflows, empowering data scientists and engineers to focus on building innovative AI solutions. Kubeflow simplifies the complexities of Kubernetes, making it accessible to a wider range of ML practitioners.



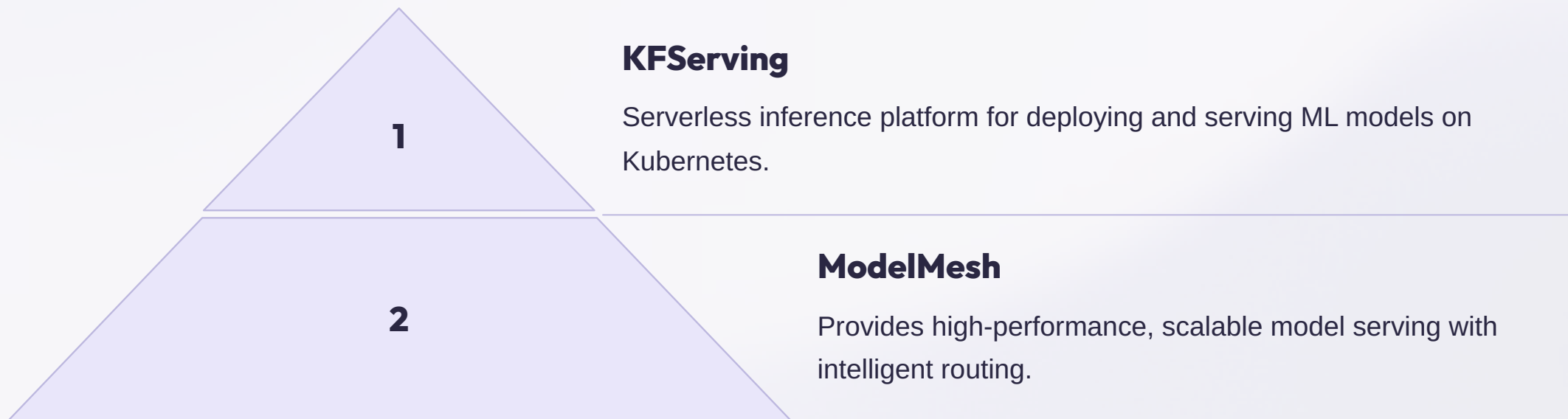
# Kubeflow Components: Training Operators



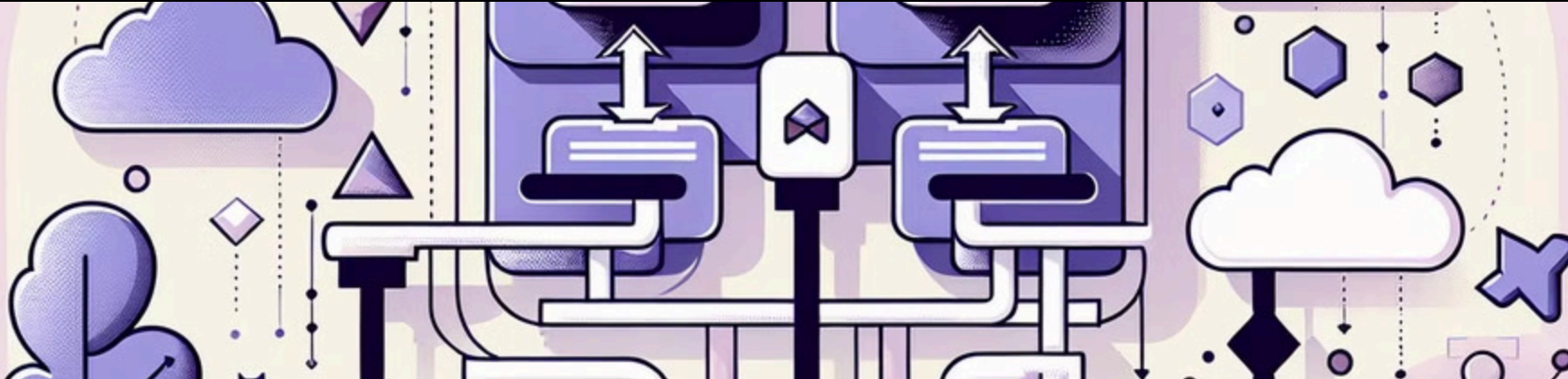
Kubeflow's training operators simplify the process of training machine learning models on Kubernetes. These operators provide a standardized way to define and manage training jobs for popular frameworks like TensorFlow, PyTorch, and MXNet. By abstracting away the complexities of Kubernetes, training operators make it easier for data scientists to focus on model development.



# Kubeflow Components: Serving Infrastructure



Kubeflow's serving infrastructure provides a robust and scalable platform for deploying and serving machine learning models in production. KFServing offers a serverless inference platform, while ModelMesh provides high-performance model serving with intelligent routing. Together, these components ensure that your ML models are readily available for real-time predictions.



# Kubeflow Pipelines: Automating ML Workflows

1

## Define

Define your ML workflow as a pipeline of components.

2

## Orchestrate

Orchestrate the execution of your pipeline on Kubernetes.

3

## Track

Track the performance of your pipeline and its components.

Kubeflow Pipelines provide a powerful way to automate machine learning workflows on Kubernetes. By defining your workflow as a pipeline of components, you can orchestrate the execution of your pipeline, track its performance, and easily reproduce your results. This automation simplifies the ML development process and accelerates the time to market.



# Example: Training a Model on Kubernetes with Kubeflow

## 1 Define a TFJob

Create a TFJob resource to define your TensorFlow training job.

## 2 Submit the Job

Submit the TFJob to your Kubernetes cluster.

## 3 Monitor Progress

Monitor the progress of your training job using Kubeflow's UI.

## 4 Deploy the Model

Deploy the trained model using KFServing.

Training a model on Kubernetes with Kubeflow is a straightforward process. You define your training job using a TFJob resource, submit it to your Kubernetes cluster, monitor its progress using Kubeflow's UI, and then deploy the trained model using KFServing. This example demonstrates the simplicity and power of Kubeflow for managing ML workflows on Kubernetes.

# Step-by-Step Guide: Data Ingestion & Preprocessing

1

## Data Sources

Connect to various data sources, such as databases, cloud storage, and streaming platforms.

---

2

## Data Transformation

Transform and clean your data using Kubeflow Pipelines components.

---

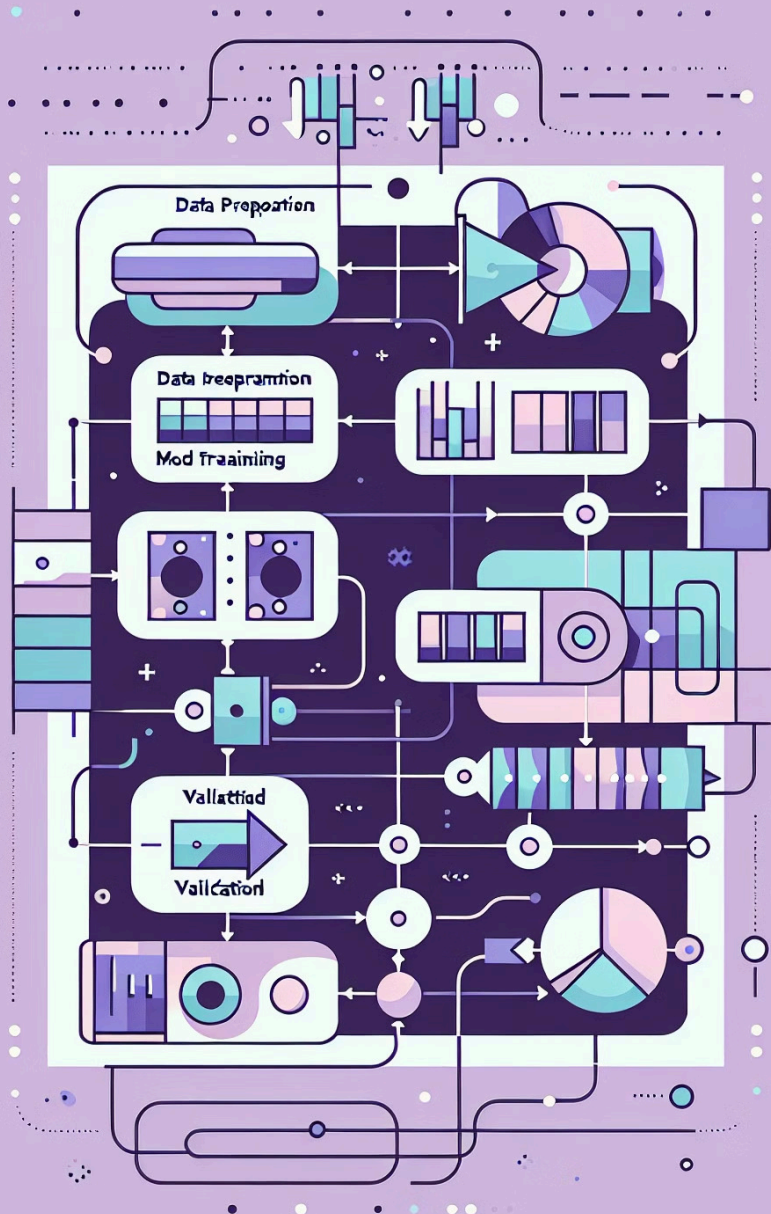
3

## Feature Engineering

Create new features from your data to improve model performance.

Data ingestion and preprocessing are crucial steps in the machine learning lifecycle. Kubeflow Pipelines provides a flexible and scalable platform for connecting to various data sources, transforming and cleaning your data, and engineering new features to improve model performance. By automating these steps, you can significantly reduce the time and effort required to prepare your data for training.





# Step-by-Step Guide: Model Training and Validation

1

## Define Training Job

Define your model training job using a TFJob, PyTorchJob, or MXNetJob.

2

## Specify Resources

Specify the resources required for your training job, such as CPUs, GPUs, and memory.

3

## Validate Model

Validate your trained model using Kubeflow Pipelines components.

Model training and validation are at the heart of the machine learning lifecycle. Kubeflow provides training operators for popular frameworks like TensorFlow, PyTorch, and MXNet, allowing you to easily define and manage your training jobs. You can specify the resources required for your training job and validate your trained model using Kubeflow Pipelines components, ensuring that your model meets your performance requirements.

# Step-by-Step Guide: Model Serving with KFServing

## Create InferenceService

Create an InferenceService resource to define your model serving deployment.



## Specify Model

Specify the location of your trained model and the serving framework.

## Deploy Model

KFServing automatically deploys your model and provides a REST endpoint for inference.

KFServing simplifies the process of deploying and serving machine learning models in production. By creating an InferenceService resource, you can specify the location of your trained model and the serving framework. KFServing automatically deploys your model and provides a REST endpoint for inference, allowing you to easily integrate your model into your applications.



# Best Practices for Optimizing ML on Kubernetes

## 1 Rightsize Resources

Allocate the appropriate amount of resources to your ML workloads to avoid over- or under-provisioning.

## 2 Use GPUs

Leverage GPUs to accelerate the training of deep learning models.

### 3 Monitor Performance

Monitor the performance of your ML applications and identify bottlenecks.

Optimizing machine learning workloads on Kubernetes requires careful attention to resource allocation, hardware acceleration, and performance monitoring. By rightsizing resources, leveraging GPUs, and monitoring performance, you can ensure that your ML applications are running efficiently and effectively.

# Resource Allocation Strategies for ML Workloads

## Static Allocation

Allocate a fixed amount of resources to your ML workloads.

## Dynamic Allocation

Dynamically adjust resource allocation based on workload demand.

## Autoscaling

Automatically scale your ML deployments based on resource utilization or custom metrics.

Choosing the right resource allocation strategy is crucial for optimizing the performance and cost-effectiveness of machine learning workloads. Static allocation provides a predictable resource environment, while dynamic allocation allows for more efficient resource utilization. Autoscaling automatically adjusts resource allocation based on demand, ensuring optimal performance while minimizing costs.





# Monitoring and Logging ML Applications



## Metrics

Track key performance indicators (KPIs) to monitor the health and performance of your ML applications.



## Logs

Collect and analyze logs to troubleshoot issues and identify potential problems.

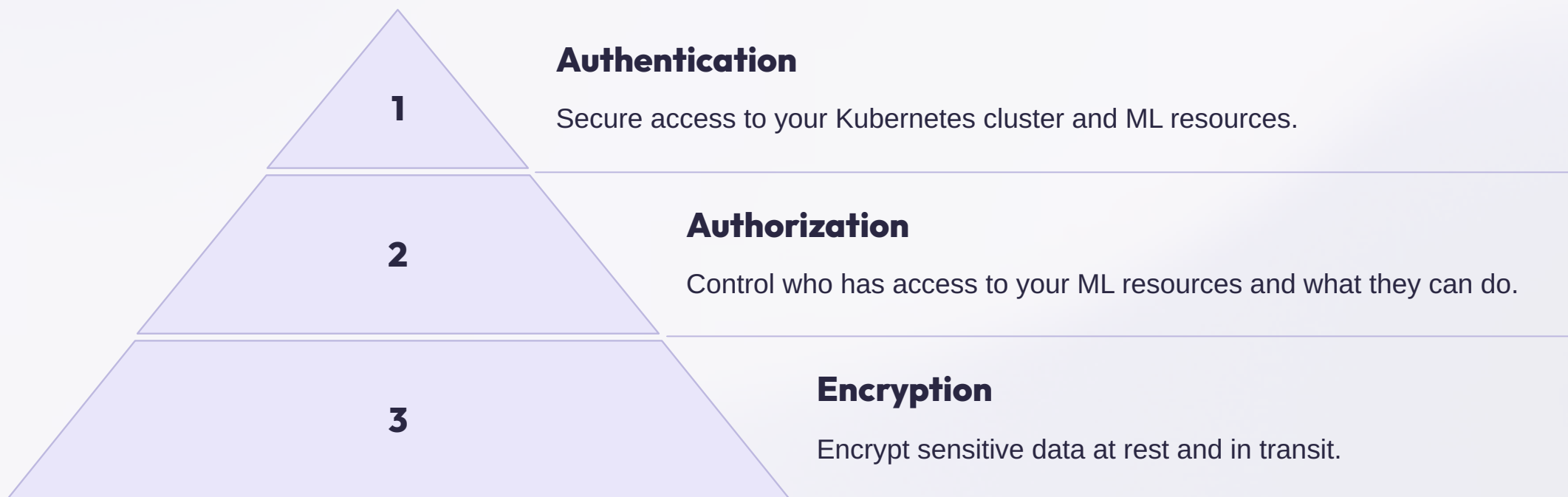


## Alerts

Set up alerts to notify you of critical events or performance degradation.

Monitoring and logging are essential for ensuring the reliability and performance of machine learning applications. By tracking key performance indicators (KPIs), collecting and analyzing logs, and setting up alerts, you can proactively identify and address issues before they impact your users. Effective monitoring and logging practices are crucial for maintaining the health and stability of your ML deployments.

# Security Considerations for ML on Kubernetes



Security is paramount when deploying machine learning applications on Kubernetes. Implementing robust authentication, authorization, and encryption mechanisms is crucial for protecting sensitive data and preventing unauthorized access to your ML resources. By prioritizing security, you can ensure the confidentiality, integrity, and availability of your ML deployments.

# Real-World Use Cases: Companies Leveraging Kubernetes for ML



## Financial Services

Financial institutions use Kubernetes to deploy and scale fraud detection models.


Kubernetes is gaining traction across various industries as the foundation for scalable and reliable machine learning deployments. Financial institutions are leveraging Kubernetes to deploy and scale fraud detection models, while healthcare providers are using it to deploy and scale medical image analysis models. These real-world use cases demonstrate the versatility and power of Kubernetes for managing ML workloads.



## Healthcare AI

Healthcare providers use Kubernetes to deploy and scale medical image analysis models.





# Case Study 1: Financial Services

1

## Fraud Detection

Real-time fraud detection using ML models deployed on Kubernetes.

2

## Risk Management

Automated risk assessment and management using ML models.

3

## Customer Analytics

Personalized customer experiences using ML-driven insights.

In the financial services industry, Kubernetes is enabling organizations to deploy and scale machine learning models for a variety of use cases, including real-time fraud detection, automated risk assessment, and personalized customer experiences. By leveraging Kubernetes, financial institutions can improve their efficiency, reduce costs, and gain a competitive edge.

# Case Study 2: Healthcare AI

## Medical Imaging

Automated analysis of medical images for faster and more accurate diagnoses.

## Drug Discovery

Accelerated drug discovery using ML models deployed on Kubernetes.

## Personalized Medicine

Tailored treatment plans based on individual patient data and ML insights.

In the healthcare industry, Kubernetes is transforming the way medical professionals diagnose and treat patients. By deploying machine learning models on Kubernetes, healthcare providers can automate the analysis of medical images, accelerate drug discovery, and personalize treatment plans. These advancements are leading to faster, more accurate diagnoses and improved patient outcomes.





# Future Trends: Serverless ML on Kubernetes

1

## Knative

Open-source serverless platform built on Kubernetes.

2

## Function-as-a-Service

Deploy and scale individual ML functions on demand.

3

## Event-Driven Architecture

Trigger ML functions based on events, such as new data or user requests.

The future of machine learning on Kubernetes is serverless. Knative, an open-source serverless platform built on Kubernetes, enables organizations to deploy and scale individual ML functions on demand, triggered by events such as new data or user requests. Serverless ML on Kubernetes offers unprecedented scalability, efficiency, and agility.

# Q&A and Open Discussion

This section is dedicated to answering your questions and fostering an open discussion about the topics covered in this presentation. We encourage you to share your experiences, insights, and challenges related to machine learning and Kubernetes. Your active participation will contribute to a more enriching and informative session.





# Conclusion: Kubernetes as the Foundation for Scalable AI

## 1 Scalability

Kubernetes provides the scalability needed to handle the demands of modern ML workloads.

## 2 Resource Management

Kubernetes efficiently allocates resources to ML workloads, optimizing performance and minimizing costs.

## 3 Portability

Kubernetes allows organizations to deploy ML models across different environments.

Kubernetes has emerged as the de facto standard for orchestrating machine learning workloads at scale. Its scalability, resource management capabilities, and portability make it an ideal platform for deploying and managing ML models across different environments. By embracing Kubernetes, organizations can unlock the full potential of AI and drive innovation in their respective industries. As the AI revolution continues, Kubernetes will undoubtedly play a pivotal role in shaping the future of machine learning.



# Thank You

Thank you for your time and insightful discussion.

