

# JavaScript AI Integration: Transforming Healthcare Operations with Measurable Gains

**Amodh Yadav**


Rajiv Gandhi Proudhyogiki Vishwavidyalaya

Conf42 JavaScript 2025 • October 30, 2025

# The Healthcare Operations Challenge

Healthcare institutions face mounting operational pressures. Clinical staff spend excessive time on administrative tasks, diverting attention from patient care. Traditional systems create bottlenecks in scheduling, inventory management, and financial processing.

The solution lies not in replacing human expertise, but in **augmenting it with intelligent JavaScript-based tools** that streamline workflows while maintaining critical human oversight.



# Why JavaScript for Healthcare AI?

## Rapid Development

Modern JavaScript frameworks enable faster deployment cycles, reducing time-to-value for healthcare operations improvements.

## Universal Accessibility

Browser-based interfaces work across devices without complex installations, enabling immediate staff adoption.

## Rich Ecosystem

Extensive libraries and frameworks provide pre-built solutions for common healthcare integration challenges.

## Real-Time Capabilities

JavaScript excels at real-time data synchronization, critical for dynamic healthcare environments.

# Modern Architecture: Node.js + React

Node.js-based microservices architecture paired with React frontends demonstrates higher implementation success rates compared to traditional server-side solutions. This approach enables:

- **Microservices flexibility:** Independent deployment of healthcare modules without system-wide disruption
- **Component reusability:** Consistent UI patterns across different healthcare workflows
- **Scalability:** Handle varying loads from different departments simultaneously
- **Maintainability:** Clear separation of concerns simplifies updates and troubleshooting





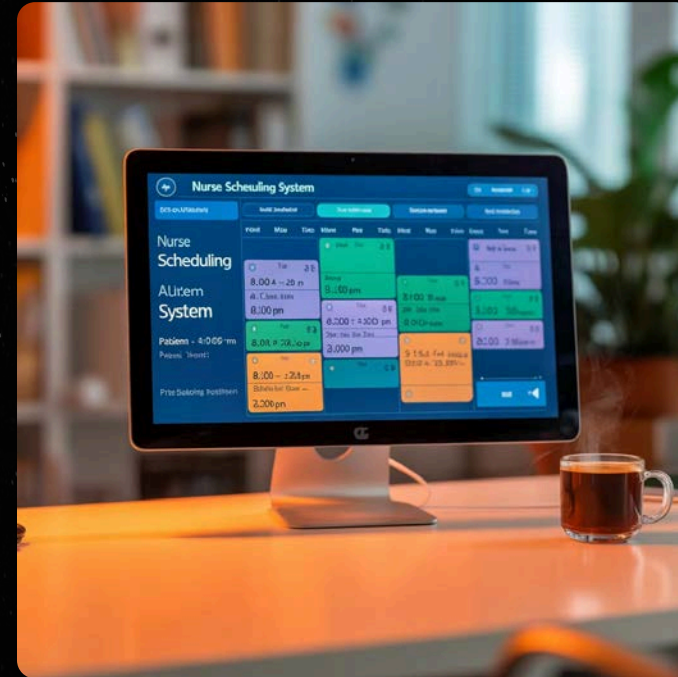
# Impact Area: Scheduling Optimization

## The Challenge

Healthcare scheduling involves complex variables: staff availability, skill requirements, patient demand, regulatory compliance, and last-minute changes. Manual scheduling creates inefficiencies, overtime costs, and staff burnout.

## JavaScript Solution

JavaScript-powered scheduling interfaces process multiple constraints in real-time, suggesting optimal assignments while allowing human schedulers to maintain final oversight and adjust for contextual factors.



**25%**

**Reduction in Overtime**

Intelligent scheduling minimizes unnecessary overtime costs

**40%**

**Fewer Adjustments**

Better initial schedules reduce constant revisions



# Impact Area: Inventory Management

React-based inventory management systems transform how healthcare facilities track and manage supplies. Real-time dashboards provide visibility across departments, while predictive algorithms anticipate demand patterns.

## Predictive Analytics

JavaScript algorithms analyze historical usage patterns to forecast future needs, preventing both stockouts and overordering.

## Automated Alerts

Real-time monitoring triggers notifications when supplies reach reorder thresholds, eliminating manual tracking.

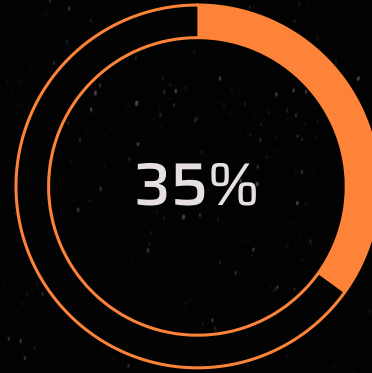
## Cost Optimization

Data-driven insights identify opportunities to consolidate orders, negotiate better pricing, and reduce waste.

# Impact Area: Financial Automation

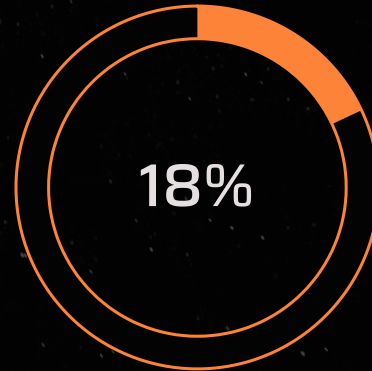
JavaScript-driven financial automation streamlines claim processing, revenue capture, and billing workflows. Intelligent systems flag potential issues before submission, improving first-pass approval rates.

**The result: faster reimbursement cycles and improved cash flow for healthcare organizations.**



## Faster Processing

Claims move through systems more efficiently



## Revenue Capture

Improved identification of billable services

# The Human Experience: Staff Benefits



---

## Reduced Administrative Time

Staff spend less time on repetitive data entry and more time on patient care activities that require human judgment and expertise.



---

## Improved Decision Confidence

AI-powered insights provide data-driven recommendations, supporting better decisions without removing human oversight.



---

## Fewer Processing Errors

Automated validation catches mistakes before they become problems, reducing stress and rework.



# Design Principles: Intuitive Interfaces

Modern JavaScript frameworks enable intuitive user experiences that transform complex healthcare workflows into streamlined digital processes. Success requires thoughtful design that respects clinical context.



## Visual Clarity

Clear information hierarchy guides users through complex workflows without overwhelming them.



## Contextual Actions

Present relevant options at the right moment based on user role and current task.



## Error Prevention

Validate inputs in real-time and provide helpful guidance before mistakes occur.



# Technical Architecture Patterns

## Key Architectural Considerations



### Microservices Structure

Break healthcare systems into independent services for scheduling, inventory, billing, and analytics. Each service can evolve independently.



### State Management

Use Redux or Context API to manage complex application state across healthcare workflows, ensuring data consistency.



### Real-Time Sync

Implement WebSockets or Server-Sent Events for live updates critical in healthcare environments.

# Integration Challenges & Solutions

## API Integration

1

Healthcare systems often use legacy APIs with inconsistent formats. Solution: Build abstraction layers that normalize data structures and handle authentication complexities.

2

## Data Synchronization

Multiple systems must stay in sync without creating conflicts. Solution: Implement event-driven architectures with conflict resolution strategies.

## Security Compliance

3

Healthcare data requires strict security controls. Solution: Implement end-to-end encryption, role-based access, and comprehensive audit logging.

4

## Performance Optimization

Large datasets can slow interfaces. Solution: Use lazy loading, pagination, and intelligent caching strategies.

# Implementation Framework

## Phase 1: Foundation

- Assess existing systems and integration points
- Define clear success metrics and baselines
- Select appropriate JavaScript stack
- Establish security and compliance framework

## Phase 2: Development

- Build microservices with clear API contracts
- Develop reusable React component library
- Implement comprehensive testing strategy
- Create user training materials


## Phase 3: Deployment

- Start with pilot department or workflow
- Gather feedback and iterate quickly
- Monitor performance and user adoption
- Document lessons learned

## Phase 4: Scale

- Expand to additional departments
- Optimize based on real-world usage
- Continuously enhance AI capabilities
- Measure and communicate outcomes





# Key Takeaways



## JavaScript is production-ready for healthcare

Modern frameworks and architectures deliver operational excellence while maintaining the security and reliability healthcare demands.



## Focus on augmentation, not replacement

The most successful implementations enhance human capabilities rather than attempting to eliminate human involvement.



## Start small, measure everything, scale strategically

Pilot projects with clear metrics enable rapid learning and build confidence for broader deployment.



# AI + JavaScript in Real-World Healthcare Use Cases

Leveraging JavaScript's versatility with AI to build intelligent, web-based healthcare solutions that enhance efficiency, accuracy, and patient experience.

## Chatbot triage assistants:

AI-powered virtual agents that gather patient symptoms and guide them to the right care pathway before seeing a clinician.

## Real-time vitals dashboards:

Interactive dashboards that continuously display and analyze patient vital signs from connected devices for timely clinical decisions.

## Predictive appointment management:

AI systems that forecast cancellations, no-shows, or delays to optimize scheduling and resource utilization

## AI-driven medical image labeling tools:

Machine learning applications that automatically identify and annotate key features in medical images to speed up diagnosis and training.

# Getting Started: Your Next Steps



## Identify Pain Points

Survey staff to find the most time-consuming administrative workflows in your organization.



## Choose Your Stack

Select JavaScript frameworks that align with your team's skills and integration requirements.



## Build Your Team

Assemble developers, healthcare professionals, and IT security experts for collaborative design.



## Launch a Pilot

Start with one workflow, measure outcomes, iterate quickly, and build momentum for broader adoption.



# Thank You

**Amodh Yadav**

Rajiv Gandhi Proudtyogiki Vishwavidyalaya