



# Streamlining Azure Site Recovery: An In-Depth Analysis

This presentation examines Azure Site Recovery as a cloud-based disaster recovery solution, analyzing its architecture, implementation frameworks, and real-world performance metrics. We'll explore how organizations can achieve significant improvements in recovery time objectives (RTO) and recovery point objectives (RPO) when proper procedures are followed.

By: **Somaning Siddappa Turwale**

# Evolution of Disaster Recovery Solutions

1

## Early 2000s

Organizations relied heavily on manual disaster recovery processes, utilizing magnetic tape backups and secondary physical data centers. This approach required significant upfront infrastructure costs, lengthy recovery times of 24+ hours, and dedicated IT staff for maintenance and testing.

2

## Mid-2000s

Virtualization technology revolutionized disaster recovery by enabling hardware-independent backups and faster recovery. VMware and Hyper-V solutions reduced recovery times to hours, while reducing physical infrastructure requirements and introducing automated recovery testing capabilities.

3

## Current Trends

Modern disaster recovery leverages sophisticated cloud platforms with sub-minute Recovery Time Objectives (RTOs). Organizations benefit from pay-as-you-go pricing, intelligent orchestration of failover processes, and seamless integration between on-premises and multi-cloud environments, all managed through unified control planes.



# Azure Site Recovery Architecture

## Azure-to-Azure

Leverages native Azure services without additional infrastructure components, using Azure-native replication technologies and recovery services vault for orchestration.

## VMware-to-Azure

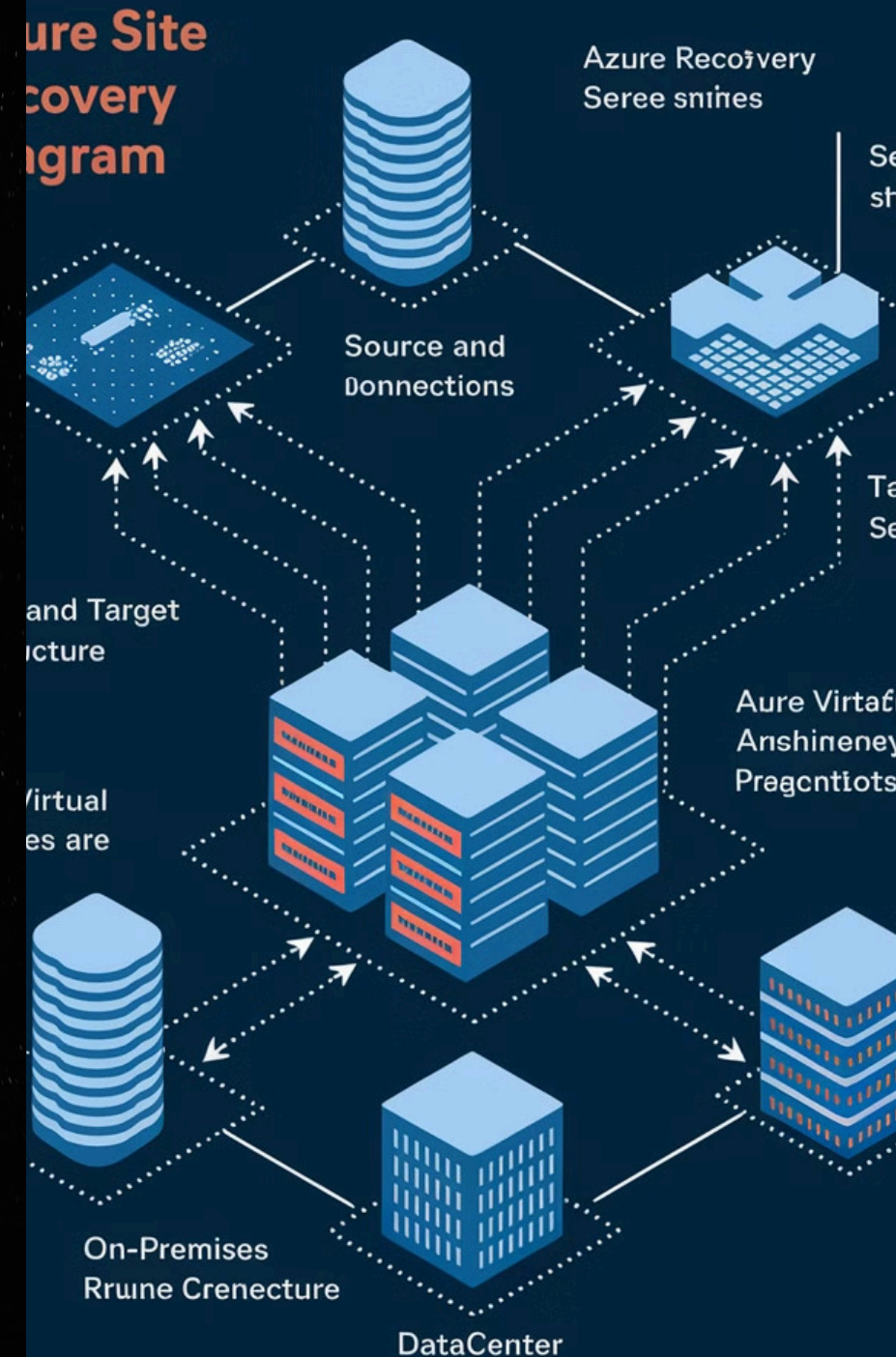
Requires deployment of configuration servers, process servers, and mobility service agents within the source environment.

## Hyper-V-to-Azure

Relies on Azure Site Recovery Provider installed on Hyper-V hosts, eliminating need for separate configuration or process servers.

## Physical-to-Azure

Similar to VMware deployments, requiring configuration and process server components for orchestrating replication.



# Research Methodology



## Mixed-Methods Approach

Combines quantitative and qualitative data collection methods, including system performance logs, failover test results, and structured interviews with IT administrators.



## Assessment Criteria

Focuses on key performance indicators including Recovery Time Objectives (RTO), Recovery Point Objectives (RPO), and system reliability metrics.



## Data Sample

Encompasses metrics from 500 organizations across various sectors, providing insights into recovery success rates, replication performance, and system availability.





# Implementation Framework

## Assess & Categorize Workloads

Classify workloads based on criticality and compliance requirements for Azure migration, cross-region replication, or hybrid deployments.

## Execute Infrastructure Validation

Perform comprehensive testing including initial sync verification, bandwidth capacity analysis, and latency measurements across all network paths.

## Conduct DR Scenario Testing

Execute planned, unplanned, and partial failover drills to validate recovery processes under various outage conditions.

## Establish Recovery Runbooks

Create detailed playbooks with step-by-step recovery procedures, success criteria, and KPI measurements for each recovery scenario.

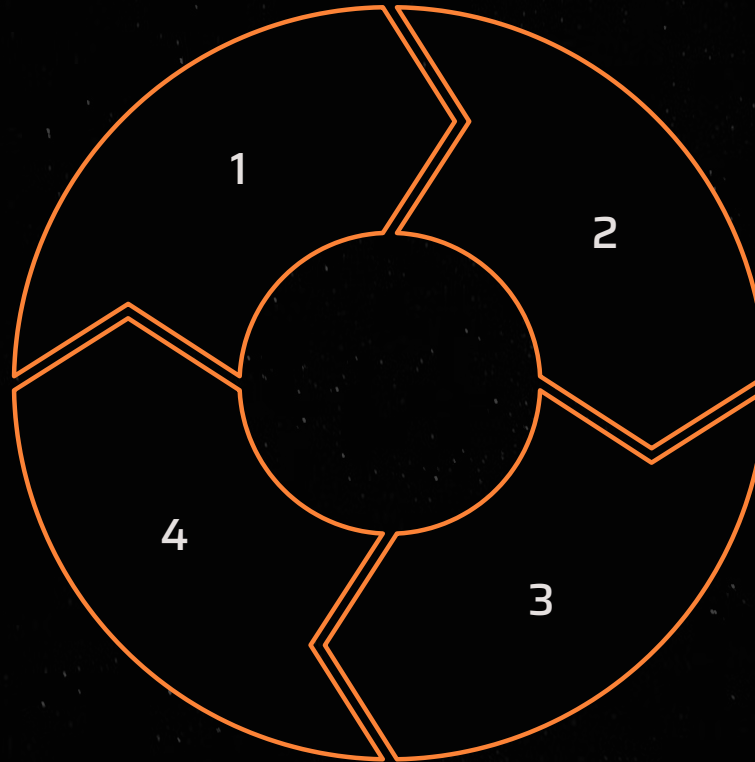
# Replication Mechanisms

## Real-Time Block Replication

Continuously tracks and mirrors data changes at the block level, maintaining near-zero RPO during disaster scenarios.

## VSS-Integrated Snapshots

Creates application-consistent snapshots using Volume Shadow Copy Service, ensuring database and application integrity.



## Intelligent Push Architecture

Source servers actively transmit data using smart compression and deduplication, optimizing network bandwidth usage.

## Delta-Based Sync Engine

Efficiently identifies and transfers only modified data blocks, minimizing replication overhead and network latency.



# Recovery Processes Performance

15

Minutes RTO

Enterprise workloads achieve industry-leading Recovery Time Objectives of 15 minutes, enabling rapid business continuity during disruptions.

30

Seconds RPO

Near real-time data protection with Recovery Point Objectives under 30 seconds through advanced synchronous replication technology.

76%

Downtime Reduction

Validated customer deployments demonstrate a 76% reduction in system downtime, significantly improving overall service availability.





# Integration Capabilities



## Azure Monitor

Delivers real-time visibility into recovery operations through a centralized dashboard, reducing incident response time by up to 60%.



## Azure Automation

Streamlines recovery processes with intelligent runbooks and automated failover sequences, minimizing human error and operational overhead.



## Azure Backup

Provides enterprise-grade data protection with instant recovery capabilities, achieving 99.9% backup success rates across hybrid environments.

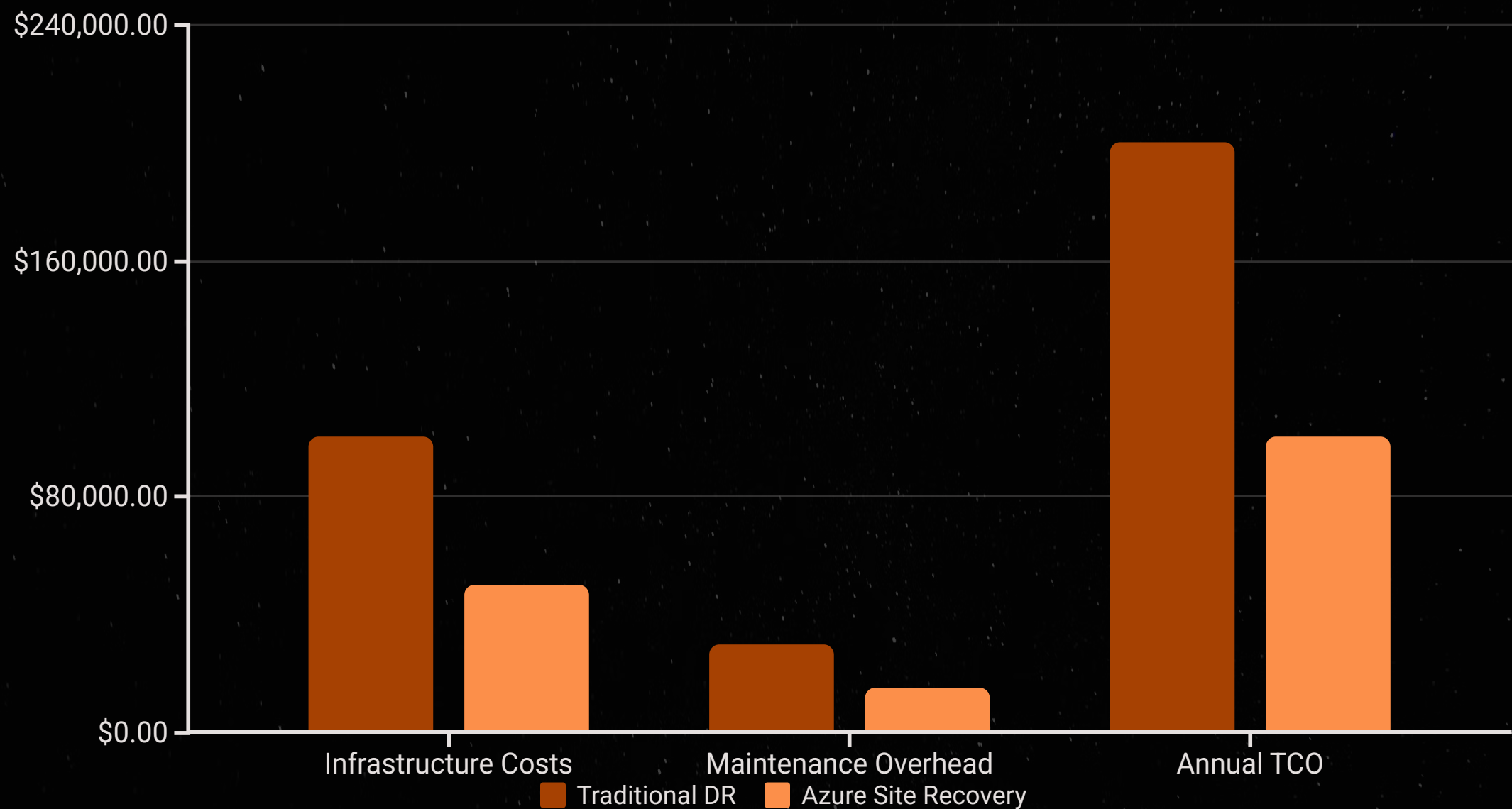


## Enterprise Applications

Ensures business continuity for mission-critical workloads with native support for SAP HANA, Oracle, and SQL Server, maintaining sub-15-minute RTOs.

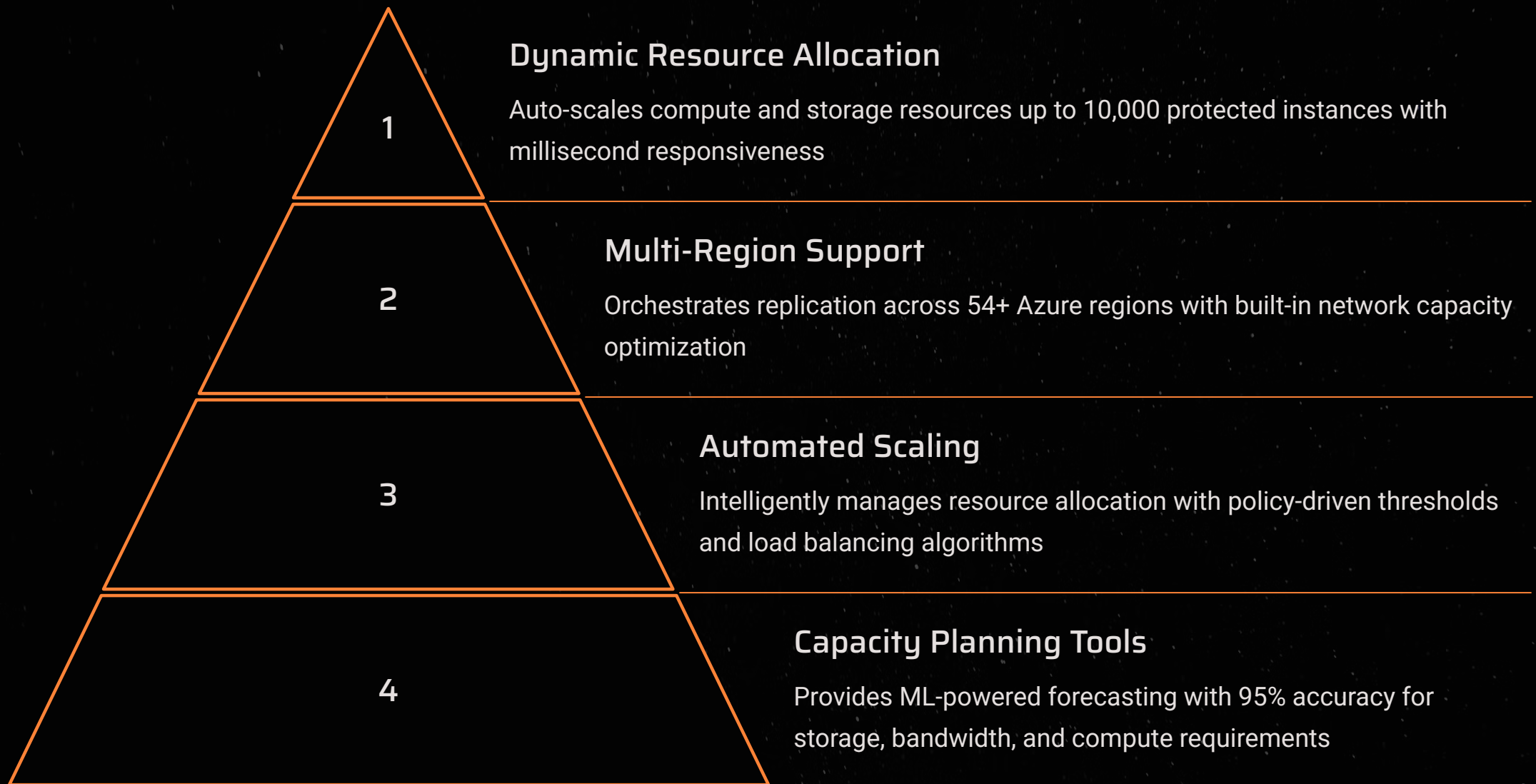


# Economic Analysis



Organizations transitioning from traditional disaster recovery solutions to Azure Site Recovery typically achieve cost savings ranging from 40% to 60% in their total disaster recovery expenditure. The consumption-based pricing model and elimination of secondary data center costs contribute to significant reductions in total cost of ownership.

# Scalability Considerations



Azure Site Recovery's enterprise-grade scalability framework ensures seamless protection from small deployments to massive multi-region implementations, supporting dynamic business growth without performance compromise.





# Key Findings and Recommendations

1

## Comprehensive Planning

Conduct thorough pre-implementation assessments and planning to ensure smooth deployment.

2

## Regular Testing

Implement regular testing protocols to validate disaster recovery capabilities and identify areas for improvement.

3

## Staff Training

Invest in comprehensive staff training programs to ensure effective management of the Azure Site Recovery platform.

4

## Integrated Monitoring

Implement integrated monitoring systems to proactively identify and address potential issues.

# Future Directions and Conclusion

## Emerging Technologies

- Machine learning-powered recovery automation with predictive failure detection and self-healing capabilities
- Next-generation cryptographic protocols ensuring data security in the post-quantum era
- Intelligent workflow automation with zero-touch failover orchestration

## Potential Improvements

- Seamless edge-to-cloud disaster recovery with sub-second latency for IoT workloads
- Native Kubernetes integration for stateful application protection across clusters
- Real-time visualization and mapping of complex application dependencies with impact analysis

Azure Site Recovery stands at the forefront of enterprise disaster recovery, delivering measurable business impact through its 99.9% recovery success rate, sub-15-minute RTOs, and up to 60% cost savings. By continuously evolving to embrace quantum computing, edge technologies, and advanced automation, the platform enables organizations to future-proof their business continuity strategies. As digital transformation accelerates, Azure Site Recovery's robust architecture and innovative roadmap position it as a cornerstone for building resilient, always-on digital enterprises.



**Thank you**