

Accelerating Cloud Datacenter Buildouts: Strategies for Faster Deployment

By Vamsi Krishna Gadireddy

Microsoft

Conf42.com Kube Native 2025



Today's Agenda

01

Foundational Readiness

Prioritizing key tasks and segregating critical workflows for a solid start.

02

Dependency Management

Developing comprehensive matrices to pinpoint bottlenecks and facilitate parallel execution.

03

Network Connectivity

Implementing proactive planning and parallel approaches for underlay and overlay networks.

04

Server & Service Deployment


Pre-staging compute resources and validating configurations early to accelerate deployment.

05

Integration & Scaling

Strategizing for seamless integration and efficient scaling of all datacenter components.

The Challenge: Complexity and Interdependence



Modern cloud datacenters involve intricate relationships between:

- Physical infrastructure (land, buildings, cooling)
- Power provisioning and distribution
- Network connectivity (internal and external)
- Server and storage hardware installation
- Software and service deployment
- Security and compliance requirements

The reality: A delay in one area triggers cascading effects throughout the entire project, extending timelines by months and inflating costs significantly.

Foundational Readiness: Early Segregation of Critical Workflows

Land Acquisition & Site Preparation

Initiate 18-24 months prior to target operational date.

- Ensure early completion of environmental assessments.
- Account for zoning and permitting, which can take 6+ months depending on locality.
- Begin utility negotiations immediately following site selection.

Physical Construction

Requires 12-16 months with effective planning.

- Design for floor loading capacity to support modern high-density racks (15-20kW+).
- Plan ceiling heights to accommodate critical cooling infrastructure.
- Implement modular designs that facilitate phased expansion.

Power & Cooling

Typically has a 9-12 month lead time.

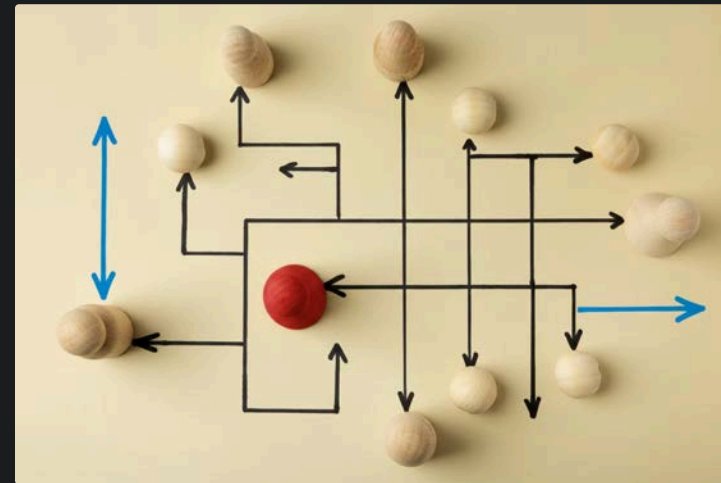
- Ensure power capacity with N+1 or 2N redundancy.
- Implement cooling solutions matched to anticipated workload density.
- Deploy robust battery and generator backup systems.

Key strategy: Assigning dedicated teams to each critical workflow establishes parallel paths, effectively preventing bottlenecks from propagating across the entire project timeline.

Creating a Dependency Matrix

A comprehensive dependency matrix is an indispensable tool for project success:

- Clearly maps relationships between all project components
- Highlights critical path elements that dictate the project timeline
- Uncovers hidden dependencies that frequently cause delays
- Optimizes resource allocation for maximum efficiency
- Reveals opportunities for concurrent task execution
- Enables proactive mitigation of high-risk components



Regularly revisit and update this matrix throughout the project lifecycle to ensure alignment and adapt to evolving conditions.

Critical Paths in Power Infrastructure



Utility Coordination

Initiate 18+ months in advance

- Negotiate service contracts
- Schedule grid interconnections
- Secure substation permits



Power Distribution Design

Plan for future capacity

- Implement medium voltage distribution systems
- Strategically place Power Distribution Units (PDUs)
- Ensure redundant power paths



Backup Systems Implementation

Anticipate long lead times for components

- Deploy UPS installations
- Establish generator farms
- Integrate automatic transfer switches



Monitoring & Control

Crucial, often underestimated

- Implement DCIM (Data Center Infrastructure Management)
- Monitor power usage effectively
- Conduct automated failover testing

Acceleration strategy: Pre-order long lead time equipment like generators and transformers, even before final designs are complete. Slight over-provisioning is a more cost-effective approach than facing project delays.

Network Connectivity: Planning for Success

External Connectivity Challenges

- Fiber installation often spans 6-12 months.
- Achieving carrier diversity requires multiple providers.
- Strategic planning is essential for meet-me rooms.
- Negotiating peering agreements can be time-consuming.
- Regulatory approvals vary significantly by region.

Initiating these processes at least 12 months before the target completion date is crucial to prevent costly delays.



Proactive Mitigation Strategies:

- Assess existing fiber infrastructure before site selection.
- Engage network carriers during early planning phases.
- Explore dark fiber or Indefeasible Right of Use (IRU) agreements.
- Implement temporary connectivity solutions while permanent ones are finalized.

Parallel Approaches for Network Buildouts

Month 1-3: Initial Design

While physical construction begins:

- Finalize network architecture
- Select key technology partners
- Begin vendor negotiations

Month 7-10: Underlay Deployment

As internal construction finishes:

- Install core routing infrastructure
- Deploy spine-leaf physical network
- Implement network security appliances

Month 4-6: Equipment Procurement

During building shell construction:

- Order network equipment (6+ month lead times)
- Procure racks and cabling infrastructure
- Begin underlay network planning

Month 9-12: Overlay Implementation

As server installation begins:

- Configure SDN controllers
- Deploy virtualized network services
- Implement traffic management systems

Critical acceleration strategy: Build a temporary staging lab to validate configurations while physical construction is ongoing.

Server Deployment: Pre-Staging & Validation

Traditional Approach (Slow & Sequential)

- Await datacenter physical completion
- Manually install servers, row by row
- Individually configure network connections
- Perform operating system installation
- Undertake application deployment
- Conduct sequential testing and validation
- Transition to production environment

This linear, step-by-step approach typically adds an additional 3-6 months to deployment timelines after building completion.

Accelerated Approach (Parallel & Efficient)

- Pre-configure racks in a dedicated staging facility
- Pre-validate hardware and initial configurations
- Develop robust automation scripts concurrently with construction
- Ship pre-validated, configured racks to the target site
- Execute parallel deployment during final site preparations
- Run automated, at-scale validation and testing

Service Deployment Optimization



Infrastructure as Code

Develop and rigorously test all deployment scripts before hardware arrives. Leverage CI/CD pipelines to validate infrastructure code against virtual environments that accurately mirror your target datacenter configuration.



Automated Testing

Implement comprehensive test suites to validate infrastructure at scale. Automated testing minimizes human error and significantly accelerates the verification of complex, distributed systems across thousands of servers.

By shifting service deployment preparation earlier in the project timeline, teams ensure readiness to deploy the moment hardware becomes available.



Containerization

Utilize container orchestration to decouple applications from the underlying infrastructure. This enables flexible, parallel development and deployment workflows that adapt seamlessly to evolving physical timelines.



Progressive Rollouts

Deploy services in iterative waves using canary releases rather than waiting for full datacenter readiness. This strategy facilitates early customer onboarding and allows for continuous environment scaling.

The Compliance Acceleration Paradox

While often seen as a potential slowdown, delaying compliance integration can create significant deployment bottlenecks.

Key Compliance Areas:

- Physical security (access controls, surveillance)
- Network security (segmentation, encryption)
- Operational security (monitoring, incident response)
- Environmental regulations (emissions, cooling)
- Industry-specific certifications (ISO, SOC, PCI)

Paradoxical insight: Starting compliance processes earlier actually accelerates deployment rather than slowing it down.



Acceleration Strategies:

- Embed compliance experts in design teams from day one
- Build compliance validation into automated testing
- Schedule preliminary audits during construction
- Develop compliance documentation in parallel with building

Creating a Commissioning Fast Track



- **Traditional Approach**

Sequential testing of all systems after physical completion, often taking 2-3 months.

- **Fast Track Approach**

Component-level testing during installation, with automated validation tools for infrastructure systems.

- **Parallel Commissioning**

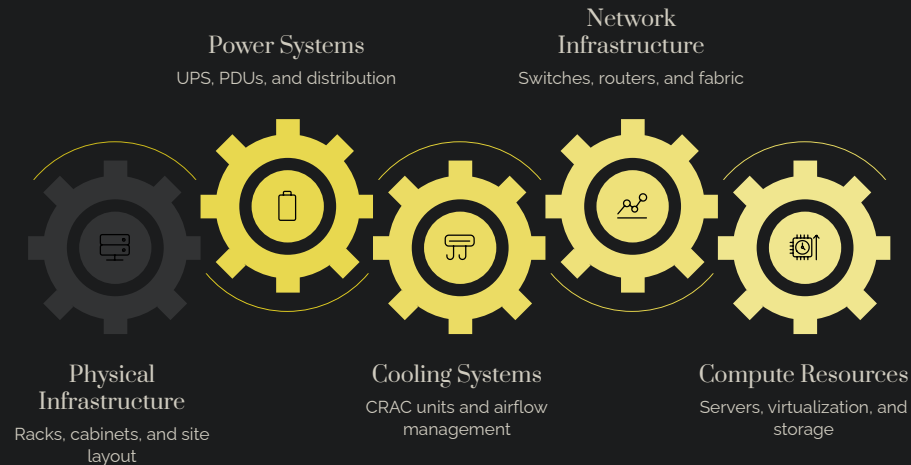
Multiple commissioning teams working simultaneously on different zones and systems.

- **Progressive Handover**

Sectional completion and handover to operations team rather than waiting for the entire facility.

By implementing a fast-track commissioning approach, post-construction testing can be significantly reduced from 2-3 months to just 2-3 weeks, enabling much earlier service deployment and accelerating revenue generation.

Integration: Bringing It All Together



Effective integration is crucial for seamless datacenter operations, requiring:

- Cross-functional teams with representation from all domains
- Regular integration meetings with clear decision-making authority
- Real-time tracking of dependencies and critical paths
- Shared communication platforms for efficient issue escalation
- Clearly defined handoff procedures between teams
- Comprehensive end-to-end testing of all integration points

Key Metrics for Accelerated Datacenter Buildouts

Project Duration

Measures the overall reduction in buildout time, compared to traditional deployment methods.

Time to Production

The duration from project initiation to full operational readiness and service deployment.

ROI Acceleration

Tracks the faster realization of return on investment, driven by earlier service availability and revenue generation.

Parallel Task Execution

Represents the percentage of activities executed concurrently through optimized planning and coordination.

Monitoring these key metrics provides essential insights into acceleration efforts, allowing for continuous optimization and improvement in future datacenter projects.

Key Takeaways & Next Steps

What We've Covered

- Early workflow segregation reduces bottlenecks.
- Dependency matrices enable parallel execution.
- Proactive network planning is crucial.
- Server pre-staging accelerates deployment significantly.
- Service deployment can start pre-physical completion.

Implementing These Strategies

- Audit current processes against these strategies.
- Identify top 3 datacenter deployment bottlenecks.
- Form cross-functional teams for critical paths.
- Develop parallel workstreams with clear handoffs.
- Build templates and automation for repeatable processes.

Thank You !